

SIENA

TEAK TABLE COLLECTION



TECHNICAL SPECIFICATIONS SIENA TABLES

AVAILABLE COLOURS: FRAME



teak

MAX. NUMBER OF SEATS PER TABLE

may vary, depends on chair dimensions

8+2		270 x 105	4		120 x 120
6+2		240 x 105	8		ø 180
8		15a2 x 152	6		ø 155
4+2		205 x 105 / 180 x 90	5		ø 130

AVAILABLE TABLETOPS

Teak 35mm




teak border with teak insert
T

Solid teak 35mm




indoor use only
TB


Stone30 mm - straight border



Bluestone dark
BD



Bluestone light
BD




Granite caramel
GC



Satingo nero - 20mm
SN

Stone30 mm - straight striped border




Satingo blue
SB




Satingo sand
SS

Teak border with insert stone20 mm




Bluestone dark
BD



Bluestone light
BD




Granite caramel
GC



Satingo blue
SB



Satingo sand
SS



Satingo nero
SN



RECTANGULAR DINING TABLES LEGS 10x4,5

270 x 105*
240 x 105*



76



76

205 x 105
(only with teak tabletop)
180 x 90

SQUARE DINING TABLES LEGS 10x4,5

152 x 152

45° or 90°



76

ROUND DINING TABLES LEGS 10x4,5

ø 180
ø 155
(only with teak tabletop)
ø 130



76

SQUARE COFFEE TABLES LEGS 10x4,5

152 x 152
120 x 120



39,5

45° or 90°



ROUND COFFEE TABLES LEGS 10x4,5

ø 155
(only with teak tabletop)
ø 130



39,5

RECTANGULAR COFFEE TABLES LEGS 10x4,5

180 x 90



39,5

CONSOLE LEGS 8x3,5

150 x 52



76

* TEAK BORDER + INSERT : TABLETOP IS WITH 2 INSERTS

